

PHILIPPINE FISHERIES DEVELOPMENT AUTHORITY
CONDENSED STATEMENT OF FINANCIAL POSITION
As at June 30, 2018

ASSETS

Current Assets	
Cash and Cash Equivalents	1,100,970,680.56
Receivables	207,783,893.06
Inventories	15,334,441.34
Other Current Assets	98,465,919.54
Total Current Assets	<u>1,422,554,934.50</u>
Non-Current Assets	
Other Investments	355,979.00
Property, Plant and Equipment	1,840,379,945.71
Other Non-Current Assets	13,026,856.70
Total Non-Current Assets	<u>1,853,762,781.41</u>
TOTAL ASSETS	<u><u>3,276,317,715.91</u></u>

LIABILITIES AND EQUITY

LIABILITIES


Current Liabilities

Financial Liabilities	677,090,731.78
Inter-Agency Payables	1,005,756,922.98
Trust Liabilities	128,699,592.87
Deferred Credits/Unearned Income	43,140,978.36
Other Payables	10,768,684.56
TOTAL LIABILITIES	<u>1,865,456,910.55</u>

EQUITY

Government Equity	2,157,630,916.12
Retained Earnings/(Deficit)	<u>(746,770,110.76)</u>
TOTAL EQUITY	<u>1,410,860,805.36</u>
TOTAL LIABILITIES AND EQUITY	<u><u>3,276,317,715.91</u></u>

CERTIFIED CORRECT:


LEAH N. DELA CRUZ
Chief, Accounting Division
31-Jul 18

PHILIPPINE FISHERIES DEVELOPMENT AUTHORITY
CONDENSED STATEMENT OF COMPREHENSIVE INCOME
For The First Semester Ended June 30, 2018

INCOME

Service and Business Income	393,471,029.30
Gains	65,419.26
Other Non-Operating Income	1,542,724.88

TOTAL INCOME	<u>395,079,173.44</u>
---------------------	------------------------------

EXPENSES

Personnel Services	123,874,811.32
Maintenance and Other Operating Expenses	131,549,943.70
Financial Expenses	6,188,529.34
Non-Cash Expenses	26,816,474.30

TOTAL EXPENSES	<u>288,429,758.66</u>
-----------------------	------------------------------

PROFIT(LOSS) BEFORE TAX	106,649,414.78
--------------------------------	-----------------------


Income Tax Expense	(14,223,500.60)
--------------------	-----------------

PROFIT(LOSS) AFTER TAX	92,425,914.18
-------------------------------	----------------------

Assistance and Subsidy	
Subsidy from National Government	94,520,299.00
Financial Assistance to Local Government Units	(98,123,221.41)

COMPREHENSIVE INCOME	<u><u>88,822,991.77</u></u>
-----------------------------	------------------------------------


Certified Correct:


LEAH N. DELA CRUZ
Chief, Accounting Division
31-Jul

PHILIPPINE FISHERIES DEVELOPMENT AUTHORITY
EBITDA
For the First Semester Ended June 30, 2018

Net Income	91,027,250.37
Less/Add Back: Subsidy from NG (net)	<u>3,602,922.41</u>
Net Earnings	94,630,172.78
Add Back:	
Interests and Other Financial Expenses	2,994,594.76
Taxes	14,249,432.49
Depreciation	<u>26,816,474.30</u>
EBITDA	<u><u>138,690,674.33</u></u>

Prepared by:


for LEAH/N. DELA CRUZ
Chief, Accounting Division