

PHILIPPINE FISHERIES DEVELOPMENT AUTHORITY
CONDENSED STATEMENT OF COMPREHENSIVE INCOME
for the Two Quarters Ending June 30, 2019

INCOME

Service and Business Income	406,306,592.66
Gains	80,498.19
Other Non-Operating Income	2,103,765.55

TOTAL INCOME	408,490,856.40
---------------------	-----------------------

EXPENSES

Personnel Services	136,979,830.78
Maintenance and Other Operating Expenses	141,289,312.04
Financial Expenses	10,713,496.81
Non-Cash Expenses	27,919,076.14

TOTAL EXPENSES	316,901,715.77
-----------------------	-----------------------

PROFIT(LOSS) BEFORE TAX	91,589,140.63
--------------------------------	----------------------


Income Tax Expense	(9,784,134.86)
--------------------	----------------

PROFIT(LOSS) AFTER TAX	81,805,005.77
-------------------------------	----------------------

Net Assistance and Subsidy	490,959,719.27
----------------------------	----------------

COMPREHENSIVE INCOME	572,764,725.04
-----------------------------	-----------------------

Certified Correct:


ROMMEL R. RONDA
OIC, Accounting Division

29-Jul

**PHILIPPINE FISHERIES DEVELOPMENT AUTHORITY
CONDENSED STATEMENT OF FINANCIAL POSITION**

As at June 30, 2019

ASSETS

Current Assets

Cash and Cash Equivalents	1,359,563,931.00
Receivables	247,496,565.45
Inventories	17,910,579.94
Other Current Assets	147,768,519.64

Total Current Assets

1,772,739,596.03

Non-Current Assets

Other Investments	266,979.00
Investment Property	82,379,414.94
Property, Plant and Equipment	2,013,317,868.67
Other Non-Current Assets	13,529,712.16

Total Non-Current Assets

2,109,493,974.77

TOTAL ASSETS

3,882,233,570.80

LIABILITIES AND EQUITY

LIABILITIES

Current Liabilities

Financial Liabilities	713,392,261.46
Inter-Agency Payables	879,405,949.96
Trust Liabilities	156,010,023.79
Deferred Credits/Unearned Income	49,179,400.59
Other Payables	10,905,527.24

TOTAL LIABILITIES

1,808,893,163.04

EQUITY

Government Equity	2,158,220,416.12
Retained Earnings/(Deficit)	(84,880,008.36)


TOTAL EQUITY

2,073,340,407.76

TOTAL LIABILITIES AND EQUITY

3,882,233,570.80

CERTIFIED CORRECT:


ROMMEL R. RONDA
OIC, Accounting Division

29-Jul

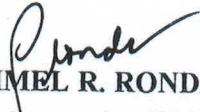
PHILIPPINE FISHERIES DEVELOPMENT AUTHORITY

EBITDA

for the Two Quarters Ending June 30, 2019

Net Income	572,764,725.04
Less/Add Back: Net Assistance and Subsidy	<u>(490,959,719.27)</u>
Net Earnings	81,805,005.77
Add Back:	
Interest and Other Financial Expenses	10,713,496.81
Taxes	13,991,514.70
Depreciation	<u>27,919,076.14</u>
EBITDA	<u><u>134,429,093.42</u></u>

Certified Correct:


ROMMEL R. RONDA
OIC, Accounting Division

29-Jul

Noted by:


JOSE A. RUIZ, JR.
Manager, Finance Services Department