

PHILIPPINE FISHERIES DEVELOPMENT AUTHORITY
CONDENSED STATEMENT OF FINANCIAL POSITION
As at September 30, 2019

ASSETS

Current Assets	
Cash and Cash Equivalents	1,351,633,856.04
Receivables	243,318,704.66
Inventories	18,242,724.74
Other Current Assets	<u>133,238,611.46</u>
Total Current Assets	<u>1,746,433,896.90</u>
Non-Current Assets	
Other Investments	366,979.00
Investment Property	81,715,101.45
Property, Plant and Equipment	2,096,168,579.62
Other Non-Current Assets	<u>13,529,212.16</u>
Total Non-Current Assets	<u>2,191,779,872.23</u>
TOTAL ASSETS	<u><u>3,938,213,769.13</u></u>

LIABILITIES AND EQUITY

LIABILITIES

Current Liabilities

Financial Liabilities	721,577,911.92
Inter-Agency Payables	882,147,915.65
Trust Liabilities	160,247,092.77
Deferred Credits/Unearned Income	51,807,581.80
Other Payables	<u>18,706,503.54</u>

TOTAL LIABILITIES 1,834,487,005.68


EQUITY

Government Equity	2,158,220,416.12
Retained Earnings/(Deficit)	<u>(54,493,652.67)</u>

TOTAL EQUITY 2,103,726,763.45

TOTAL LIABILITIES AND EQUITY 3,938,213,769.13

CERTIFIED CORRECT:


ROMMEL R. RONDA,
 OIC, Accounting Division

PHILIPPINE FISHERIES DEVELOPMENT AUTHORITY
CONDENSED STATEMENT OF COMPREHENSIVE INCOME
for the Three Quarters Ending September 30, 2019

INCOME

Service and Business Income	620,774,103.29
Gains	80,498.19
Other Non-Operating Income	<u>2,333,434.24</u>

TOTAL INCOME

623,188,035.72

EXPENSES

Personnel Services	190,829,463.04
Maintenance and Other Operating Expenses	217,135,058.10
Financial Expenses	16,229,411.59
Non-Cash Expenses	<u>42,289,038.82</u>

TOTAL EXPENSES

466,482,971.55

PROFIT(LOSS) BEFORE TAX

156,705,064.17

Income Tax Expense

(15,203,126.40)

PROFIT(LOSS) AFTER TAX

141,501,937.77

Assistance and Subsidy

Subsidy from National Government

513,193,455.00

Financial Assistance to Local Government Units

(42,737,935.50)


Net Assistance and Subsidy

470,455,519.50

COMPREHENSIVE INCOME

611,957,457.27

Certified Correct:



ROMMEL R. RONDA,
OIC, Accounting Division

25-Oct

PHILIPPINE FISHERIES DEVELOPMENT AUTHORITY
EBITDA
for the Three Quarters Ending September 30, 2019

Net Income	611,957,457.27
Less/Add Back: Net Assistance and Subsidy	<u>(470,455,519.50)</u>
Net Earnings	141,501,937.77
Add Back:	
Interest and Other Financial Expenses	16,229,411.59
Taxes	22,644,115.24
Depreciation	<u>42,246,833.64</u>
EBITDA	<u><u>222,622,298.24</u></u>

Certified Correct:


ROMMEL R. RONDA
OIC, Accounting Division
25-Oct

Noted by:


JOSE A. RUIZ, JR.
Manager, Finance Services Department